

# WASTE EQUIPMENT STANDARDS

EMORY UNIVERSITY

WASTE EQUIPMENT SPECIFICATIONS

# STANDARDIZED EQUIPMENT COLORS

Green: Compost and All Organics

Blue: All Recycling Streams

Black: Landfill Lid

Gray: Landfill Base



# STANDARDIZED COLORED BAGS USED IN EQUIPMENT

Green: Compost and All Organics

Blue: All Recycling Streams

Clear: Landfill

# WASTE BIN STANDARDS


VALUTA BY MAGNISON GROUP

**HIGH PROFILE PUBLIC FACING SPACES**

<b>Model #</b>	<b>H x W x D</b>	<b>Shipping Weight</b>	<b>Product Description</b>
VA1818L	33 3/4" x 18" x 18"	54 lbs.	40-gallon unit with internal rigid liner and integrated bag arms.

## **40 Gallon Unit/Top**

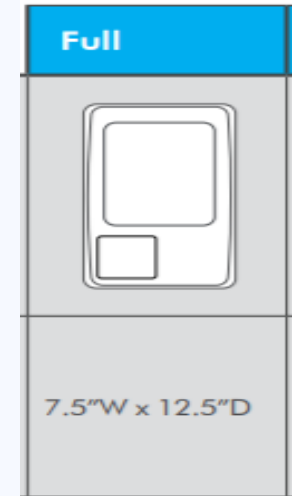
Waste 11-1/16" x 11-1/16" opening



# WASTE BIN STANDARDS

## WASTE WATCHER BY BUSCH RECYCLING SYSTEMS

Capacity	23 gal
Unit Height (Inches)	30 in
Unit Width (Inches)	11 in
Unit Depth (Inches)	21 in
Unit Weight (Pounds)	6.8 lbs



### STOCK BODY COLORS



Royal  
Blue



Dark  
Green

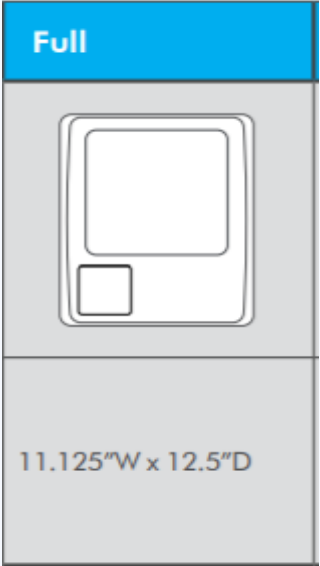
# WASTE BIN STANDARDS

## EXTRA LARGE WASTE WATCHER BY BUSCH RECYCLING SYSTEMS

**STOCK BODY COLORS**



Royal Blue      Dark Green



XL 32G/30"	30"H (762mm)	15.5"D (393.7mm)	21.75"D (552.45mm)	8.4lbs (3.81kg)	32 gal
------------	--------------	------------------	--------------------	-----------------	--------

# WASTE BIN STANDARDS

## BILLI BOXES BY BUSH RECYCLING SYSTEMS

Body Shape	Height	Width	Depth	Weight	Capacity
7 Gallon	15.25"H (387.35mm)	10.5"W (266.7mm)	14.375"D (365.13mm)	1.65lbs (0.748kg)	7 gal
10 Gallon	20.25"H (514.35mm)	10.875"W (276.22mm)	15.25"D (387.35mm)	2.3lbs (1.043kg)	10 gal



### STOCK BODY COLORS



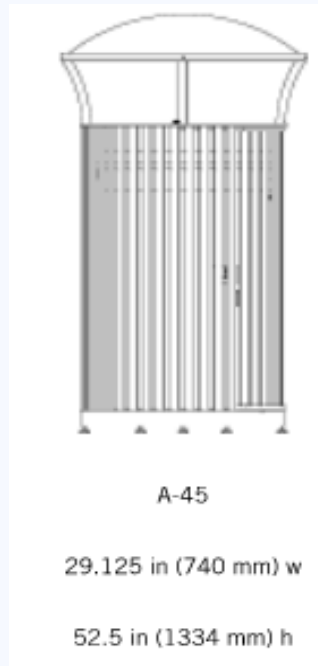
Royal  
Blue



Dark  
Green

# WASTE BIN STANDARDS

## VICTOR STANLEY EXTERIOR RECYCLING & COMPOSTING BINS



### STOCK BODY COLORS



Royal  
Blue



Dark  
Green

Distributed By:



***Solar Compacting Big Belly Units Can Be Utilized in Exteriors - Special Order Item***

## **EQUIPMENT BY SPACE TYPE**

1. Staff Administrative Areas
2. Kitchens and Breakrooms
3. Copy Rooms and Mailrooms
4. Special Event Spaces
5. Restrooms
6. All Gender Restrooms
7. Showers
8. Lactation Rooms
9. Desk Side Bins
10. Exterior Areas – Patios & Loading Docks



## Staff Administrative Areas

Landfill

Compost

Plastic & Metal Recycling

Mixed Paper Recycling

White Paper Recycling

*5 bin stations are placed in office workspaces where staff can conveniently empty their desk side waste. Labels can be placed on bins or on wall.*

## Valuta or Waste Watchers



## Kitchens and Breakrooms

Compost  
Mixed Recycling

*2 bin stations are placed in  
kitchens, breakrooms, and small  
building spaces.*

## Waste Watchers



## Copy Rooms and Mail Rooms

White Paper  
Mixed Paper

*2 bin paper stations are placed in printer, copy stations, and mail receiving and delivering areas.*

## Waste Watchers



## Special Event Spaces

Compost

Mixed Recycling

*Special Event bins are used for indoor and outdoor events. Public facing spaces can utilize Valuta containers*

## XL Waste Watchers



## Restrooms

### Compost

*Compost bin is placed in restrooms to collect paper towels.*

*Personal hygiene containers are placed in restroom stalls or in central all-gender restroom for personal hygiene items.*

***Bathrooms with diaper changing stations require a landfill billi box.***

## Waste Watchers



## All Gender Single Restrooms

### Compost

*Compost bin (7-gallon) is placed in restrooms to collect paper towels.*

*Personal hygiene containers are placed in all-gender bins for personal hygiene items.*

## Bili Box

**USED  
PAPER TOWELS  
GO INTO  
COMPOST**

### **LANDFILL**

Please place  
**PERSONAL HYGIENE  
PRODUCTS**  
in this bin  
and **NOT** in compost



## Shower Rooms

Compost

Mixed Recycling

*Compost bin (7-gallon) is placed in shower areas to collect paper towels and mixed recycling (7 gallon) bin.*

*Personal hygiene containers are placed in all-gender bins for personal hygiene items.*

## Bili Box

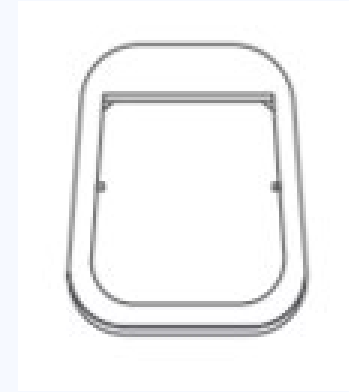


## Lactation Room

Compost  
Mixed Recycling

*Compost bin (7-gallon) is placed in lactation rooms to collect paper towels and mixed recycling bin (7-gallon).*

## Bili Box





## Desk Side Bin

Mixed Recycling

*Mixed Recycling bin (7-gallon)  
placed at each workstation and  
dedicated office space.*

***Emory does not provide landfill  
bins at the desk and only provides  
landfill bins at the dedicated  
5 bin waste stations.***

## Bili Box



## Exteriors

Compost  
Mixed Recycling

*2 Bin Stations are placed in exterior spaces in and around buildings, athletic spaces, patios, and outdoor event sites.*

## Victor Stanley & Big Belly Units



## Exteriors-Loading Docks

Compost

Mixed Recycling

Mixed Recycling

*Compactors should be used for the highest volume waste streams collected. Compactors currently used at loading docks for landfill, mixed recycling, and cardboard.*

*Rolling carts should be utilized when space is not available for compactors.*

## Marathon Compactors, 95- and 32-Gallon Rolling Carts



# Hard to Recycle Stations

6 Waste Watcher blue bins utilized in a central area of the building for the collection of non-traditional recyclables.



## REFERENCES

### **Valuta Magnuson**

<https://magnusongroup.com/products/wastereceptacles/valuta.html>

### **. Busch Systems**

<https://www.buschsystems.com/>

### **Peachstate Amenities**

<https://www.peachstateamenities.com/products>

### **Big Belly**

<https://bigbelly.com/>

Campus Services Graphics: Signs, labels, decals

[cscsc@emory.edu](mailto:cscsc@emory.edu)