


Instruction for Adding “Student Request” Web App Icon to the Mobile Device

1. Android Phone or Tablet


Launch Chrome


- 1.1. Type “<https://webfm.fmd.emory.edu/fmit/studenthousing/>” in the address bar to launch Student Request Form
- 1.2. Click “⋮” on the top of right hand side
- 1.3. Click “Add to Home screen”

- 1.4. Then click “ADD” button, the icon  will be in your device screen.

2. iPhone

Launch the Safari

- 2.1. Type “<https://webfm.fmd.emory.edu/fmit/studenthousing/>” in the address bar to launch Student Request Form
- 2.2. Click the  icon at the screen bottom

- 2.3. Click “Add to Home Screen” icon, the icon  will be in your phone screen